

Overview of Exoplanet Atmospheres and Detection Highlights

Sagan Workshop 2009



Sara Seager

MIT

Overview

Introduction

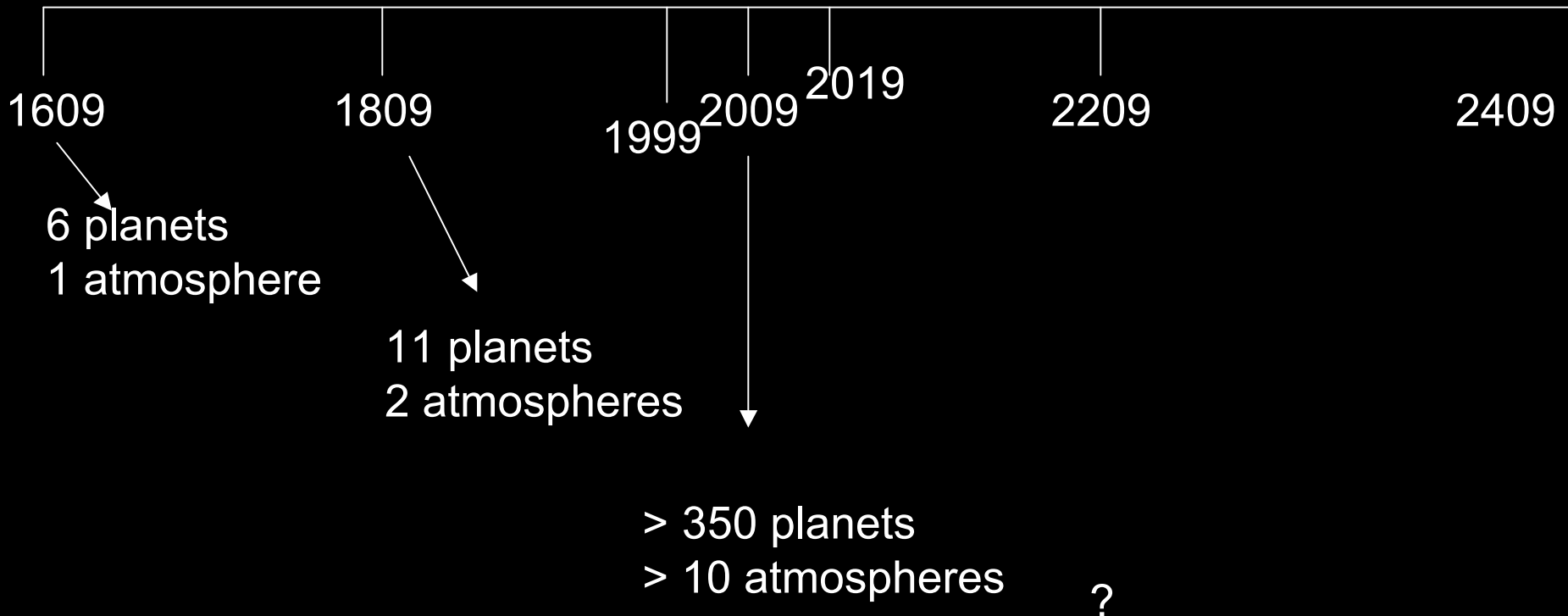
Atmospheres 101

Detection Highlights

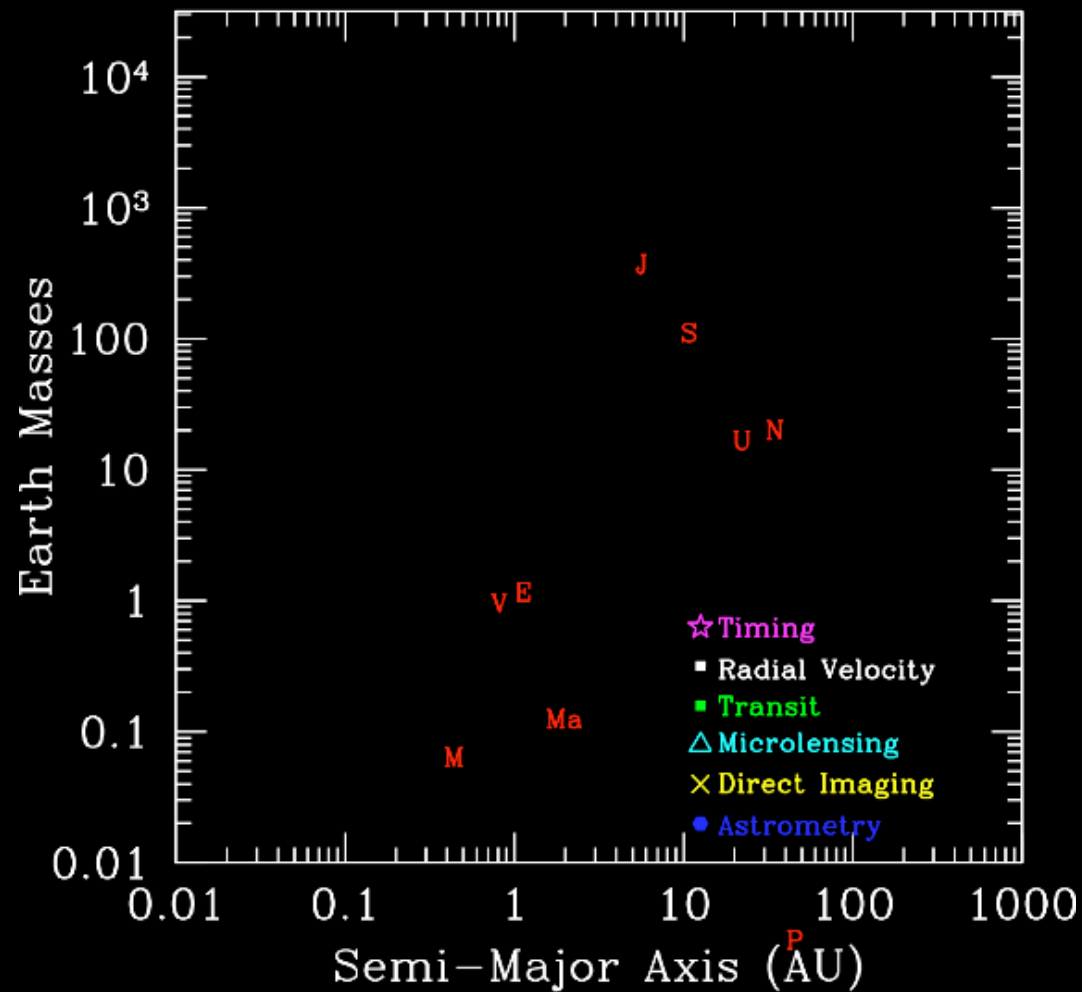
Prospects



International Year of Astronomy

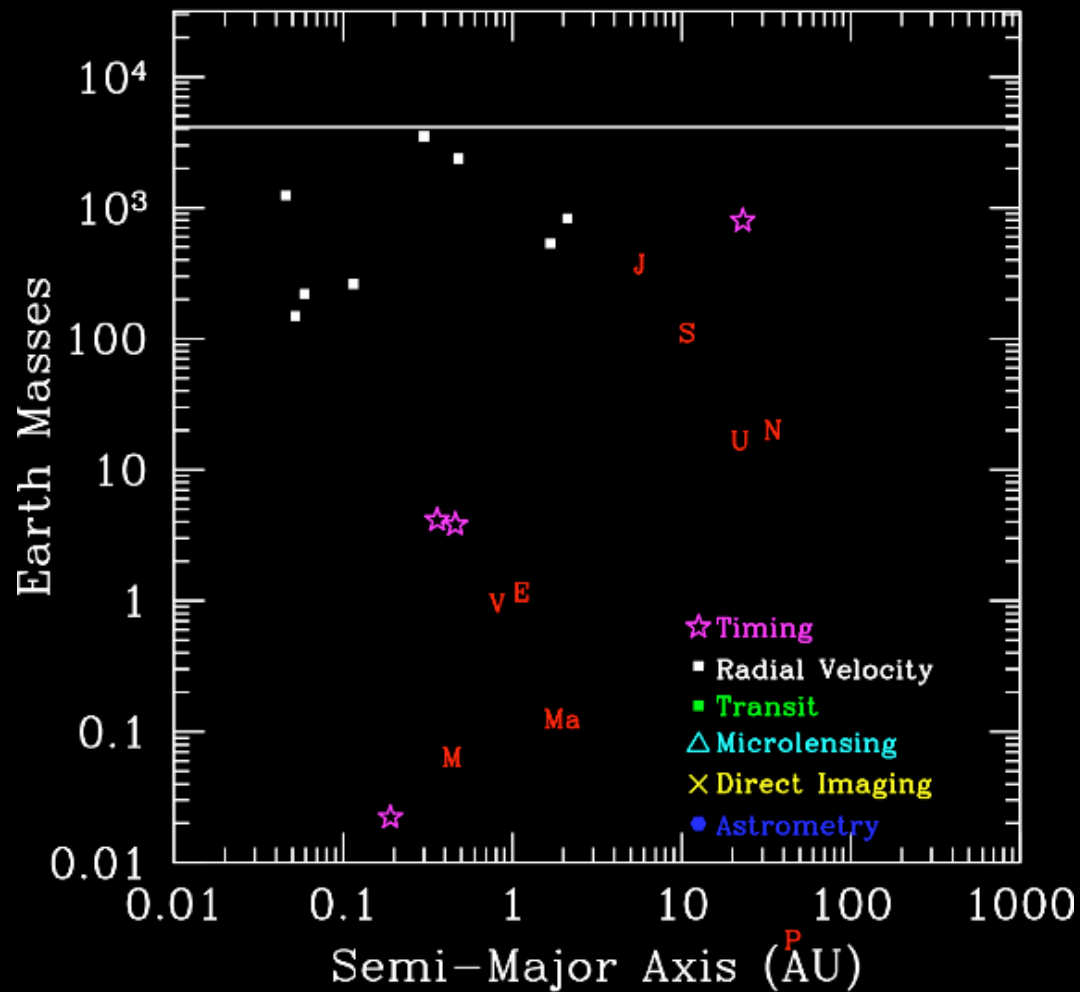


Known Planets 1985



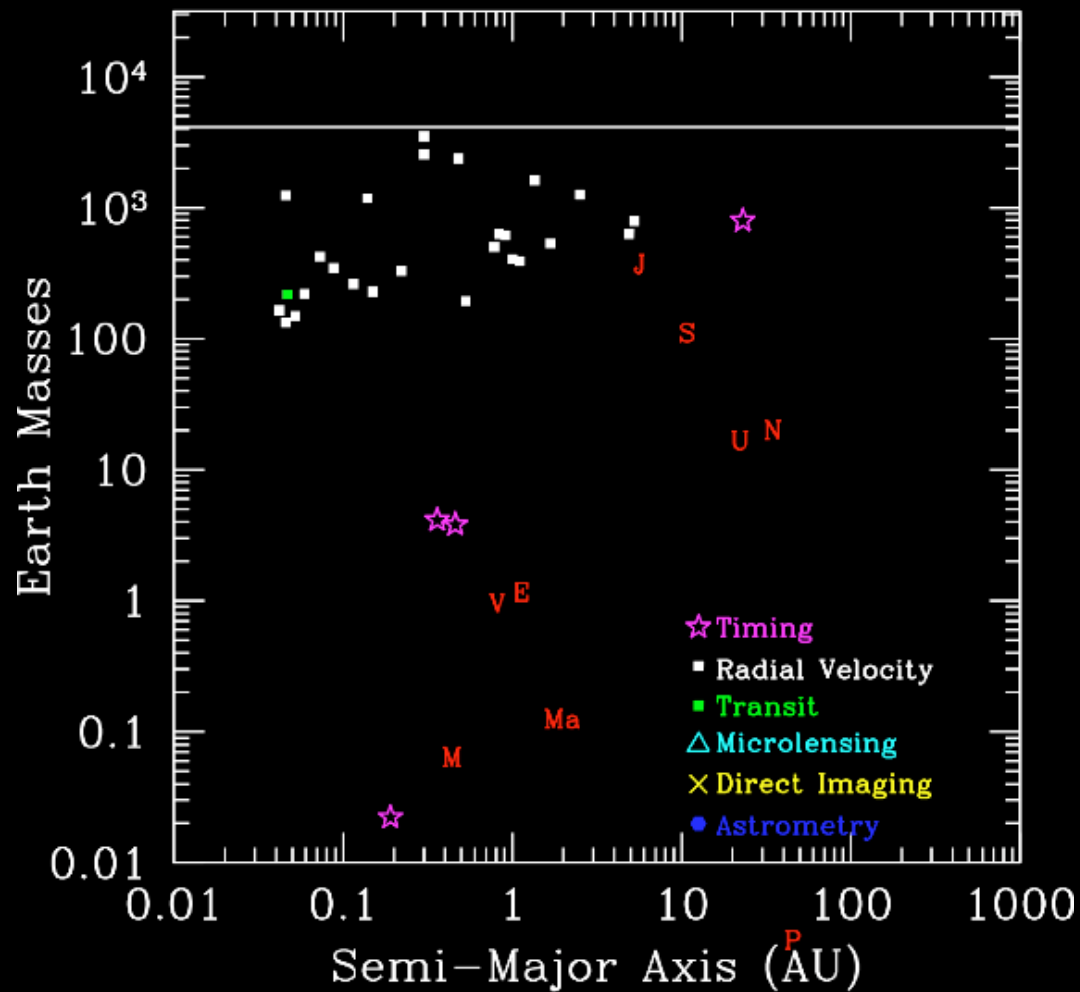
Based on data compiled by J. Schneider

Known Planets 1995



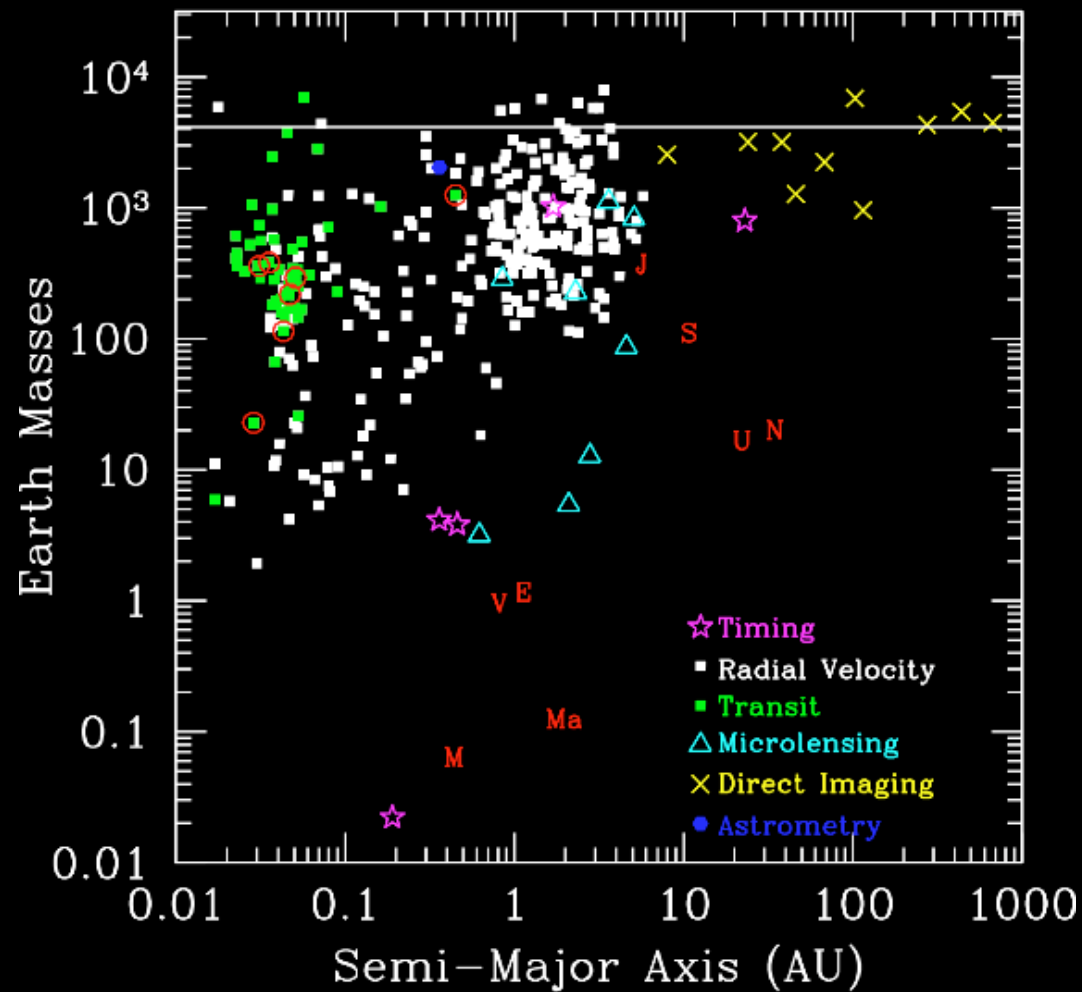
Based on data compiled by J. Schneider

Known Planets 1999



Based on data compiled by J. Schneider

Known Planets 2009



Based on data compiled by J. Schneider

Overview

Introduction

Atmospheres 101

Detection Highlights

Prospects



Where do Atmospheres Originate?



© Don Dixon/cosmographica.com 2001



Atmosphere = Sources vs. Sinks

- Sources


- Giant planet
 - Gravitational capture of solar nebula gases (expect ratios in approx. solar proportions)
- Terrestrial planet
 - Outgassing during/after accreting rocky planetesimals

- Sinks


- Giant planet
 - None. Retain all primordial gases
- Terrestrial planets:
 - Atmospheric escape
 - Sequester in oceans
 - Gas/surface interactions



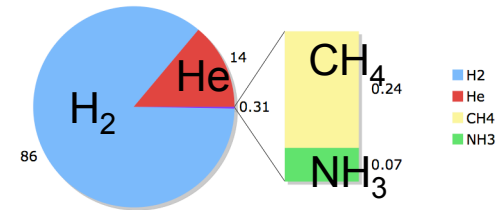
Atmospheric Composition



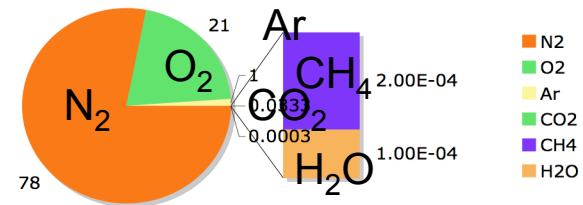
Atmospheric Composition



Jupiter

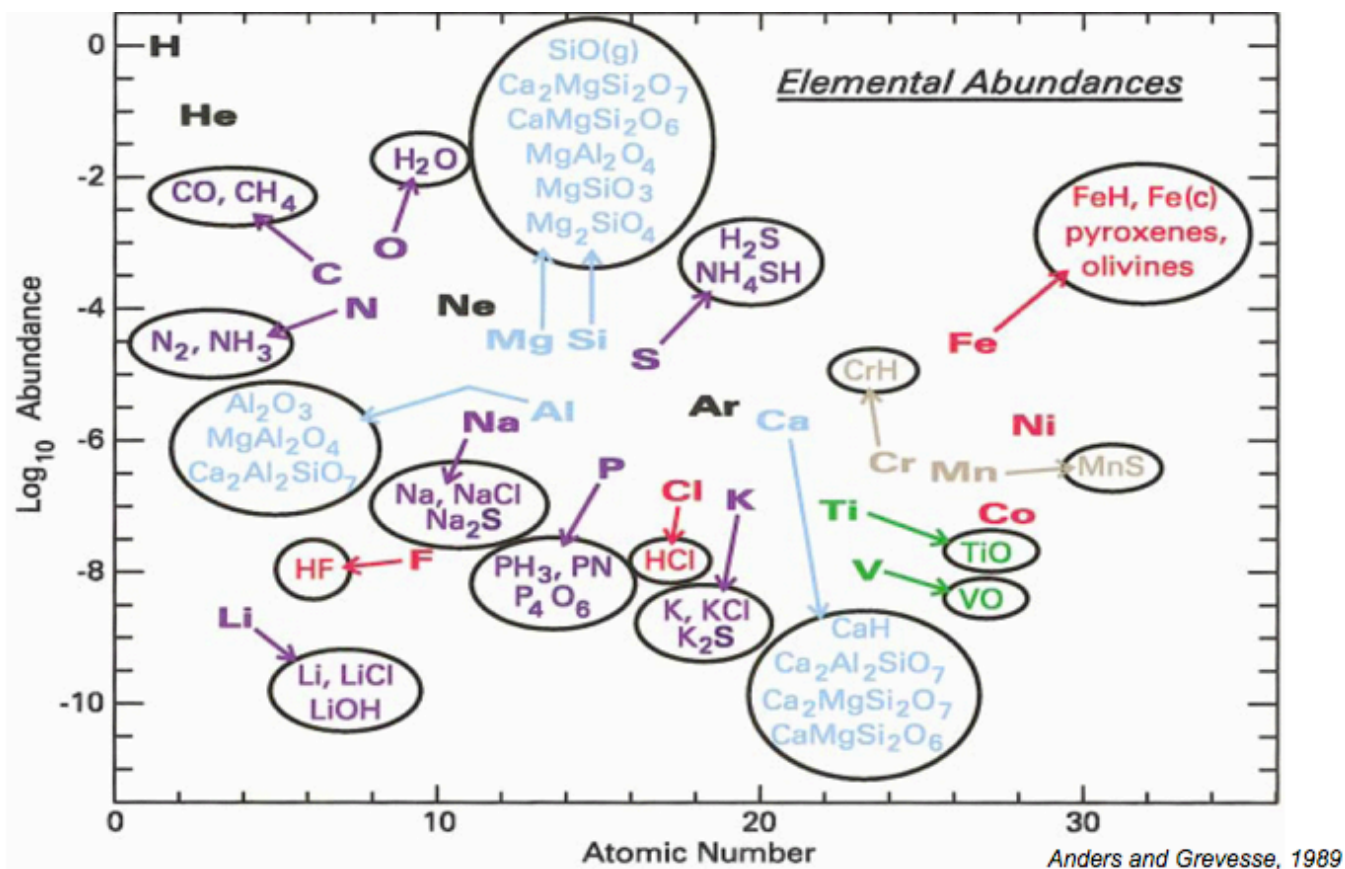


Earth



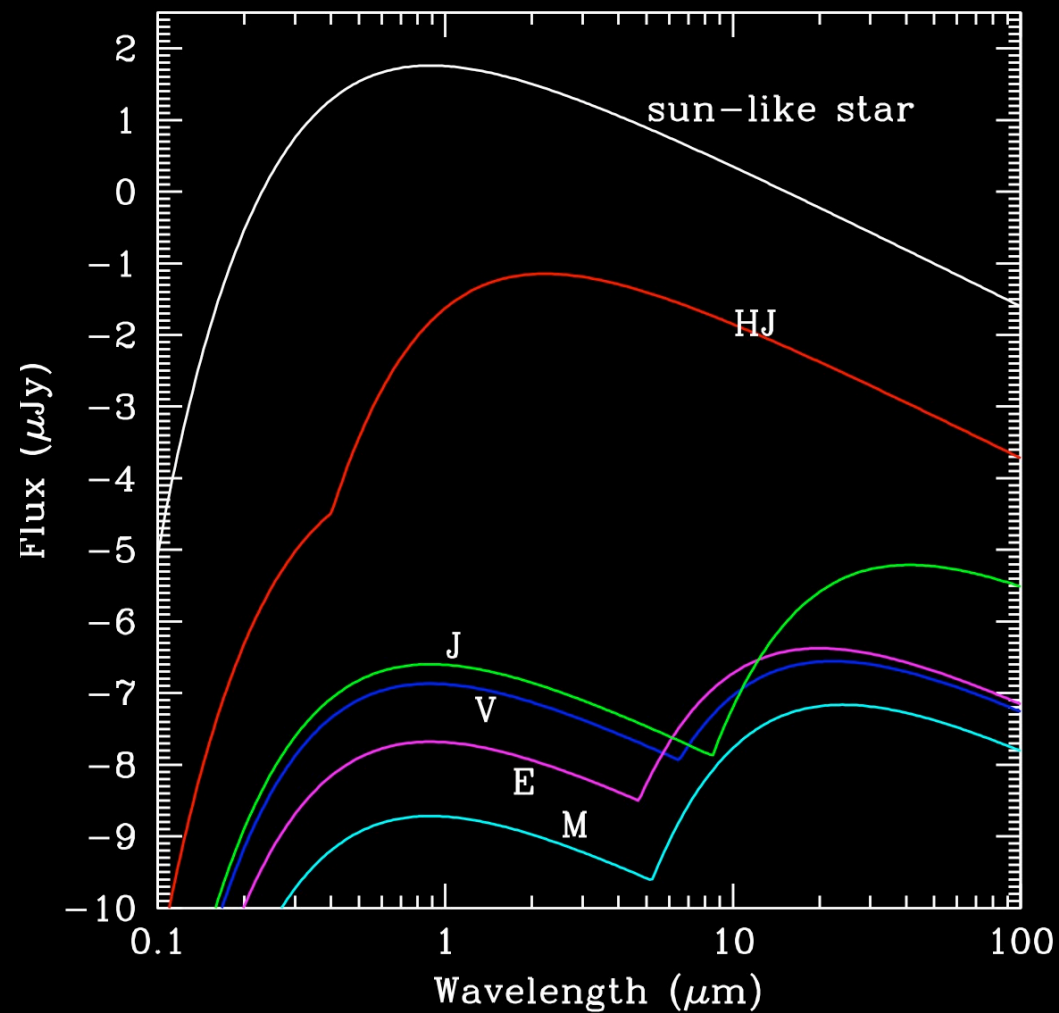
- Jupiter's atmosphere is "primordial", containing the gases it was born with
- Earth's atmosphere has suffered loss of H and He

Atmosphere Composition



From K. Stanek

Planet-Star Flux Ratios



Solar System at 10 pc

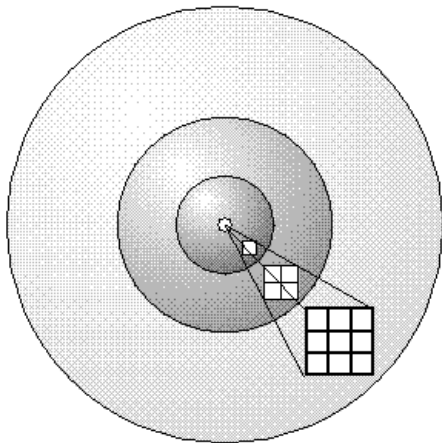
Seager 2003

Planet-Star Flux Ratio at Earth

- $F_p(\nu)$ is the flux at the planet surface
- $F_{p\oplus}(\nu)$ is the planet flux at Earth

$$F_{p,\oplus}(\nu) = F_p(\nu) \left(\frac{R_p}{D_{\oplus}} \right)^2$$

$$F_{*,\oplus}(\nu) = F_*(\nu) \left(\frac{R_*}{D_{\oplus}} \right)^2$$



Inverse square law

$$\frac{F_{p,\oplus}(\nu)}{F_{*,\oplus}(\nu)} = \frac{F_p(\nu) R_p^2}{F_*(\nu) R_*^2}$$

Thermal Emission Flux Ratio

- Planet-to-star flux ratio
- Black body flux
- Take the ratio
- Approximation for long wavelengths
- Final flux ratio
- Thermal emission is typically at infrared wavelengths

$$\frac{F_{p,\oplus}(\nu)}{F_{*,\oplus}(\nu)} = \frac{F_p(\nu) R_p^2}{F_*(\nu) R_*^2}$$

$$F(\nu) = \pi B(\nu, T)$$

$$\frac{F_{p,\oplus}(\nu)}{F_{*,\oplus}(\nu)} = \frac{B(\nu, T_p) R_p^2}{B(\nu, T_*) R_*^2}$$

$$\frac{h\nu}{kT} \ll 1; B(\nu, T) \approx \frac{kT}{h\nu} \frac{2h\nu^3}{c^2}$$

$$\frac{F_{p,\oplus}(\nu)}{F_{*,\oplus}(\nu)} = \frac{T_p}{T_*} \frac{R_p^2}{R_*^2}$$

Scattered-Light Flux Ratio

- Planet-to-star flux ratio $\frac{F_{p,\oplus}(\nu)}{F_{*,\oplus}(\nu)} = \frac{F_p(\nu) R_p^2}{F_*(\nu) R_*^2}$
- Black body flux $F_*(\nu) = \pi B_*(\nu, T)$
- Scattered stellar flux $F_p(\nu) = A_g(\nu) F_*(\nu) \left(\frac{R_*}{a}\right)^2 = A_g(\nu) \pi B_*(\nu, T) \left(\frac{R_*}{a}\right)^2$
- Take the planet-to-star flux ratio $\frac{F_{p,\oplus}(\nu)}{F_{*,\oplus}(\nu)} = A_g(\nu) \pi B(\nu, T_*) \left(\frac{R_*}{a}\right)^2 \frac{1}{\pi B(\nu, T_*)} \frac{R_p^2}{R_*^2}$
- Scattered flux is usually at visible-wavelengths for planets $\frac{F_{p,\oplus}(\nu)}{F_{*,\oplus}(\nu)} = A_g(\nu) \left(\frac{R_p}{a}\right)^2$

Transmission Flux Ratio


$$\frac{F_{\text{in transit}} - F_{\text{out of transit}}}{F_{\text{out of transit}}} = \frac{F_{*,\oplus} \pi R_*^2 - F_{*,\oplus} (\pi R_*^2 - \pi R_p^2 - \text{atmosphere})}{F_{*,\oplus} \pi R_*^2}$$

$$\text{atmosphere} \approx \frac{\pi (R_p + 5H)^2 - \pi R_p^2}{R_*^2}$$

$$H \ll R_p$$

$$\text{atmosphere} \approx \pi (R_p^2 - 10R_p H + 25H^2) \approx \pi (R_p^2 - 10R_p H)$$

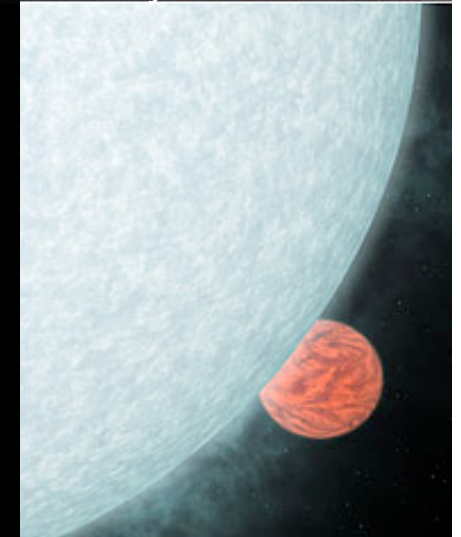

$$\frac{F_{\text{in transit}} - F_{\text{out of transit}}}{F_{\text{out of transit}}} \approx \frac{10R_p H}{R_*^2}$$



Hot Jupiter Planet- Star Flux Ratios

- **Transit** $[R_p/R_*]^2 \sim 10^{-2}$
 - Transit radius \rightarrow planet size
- **Thermal Emission** $T_p/T_*(R_p/R_*)^2 \sim 10^{-3}$
 - Emitting atmosphere $\tau \sim 2/3$
 - Temperature and ∇T
 - Thermal phase curve
- **Transmission Spectra** $\text{atm}/R_*^2 \sim 10^{-4}$
 - Upper atmosphere
 - Exosphere (0.05-0.15)
- **Reflection** $A_g[R_p/a]^2 \sim 10^{-5}$
 - Albedo
 - Reflected light phase curve
 - Polarization
 - Scattering atmosphere

Enabled by a differential measurement



Overview

Introduction

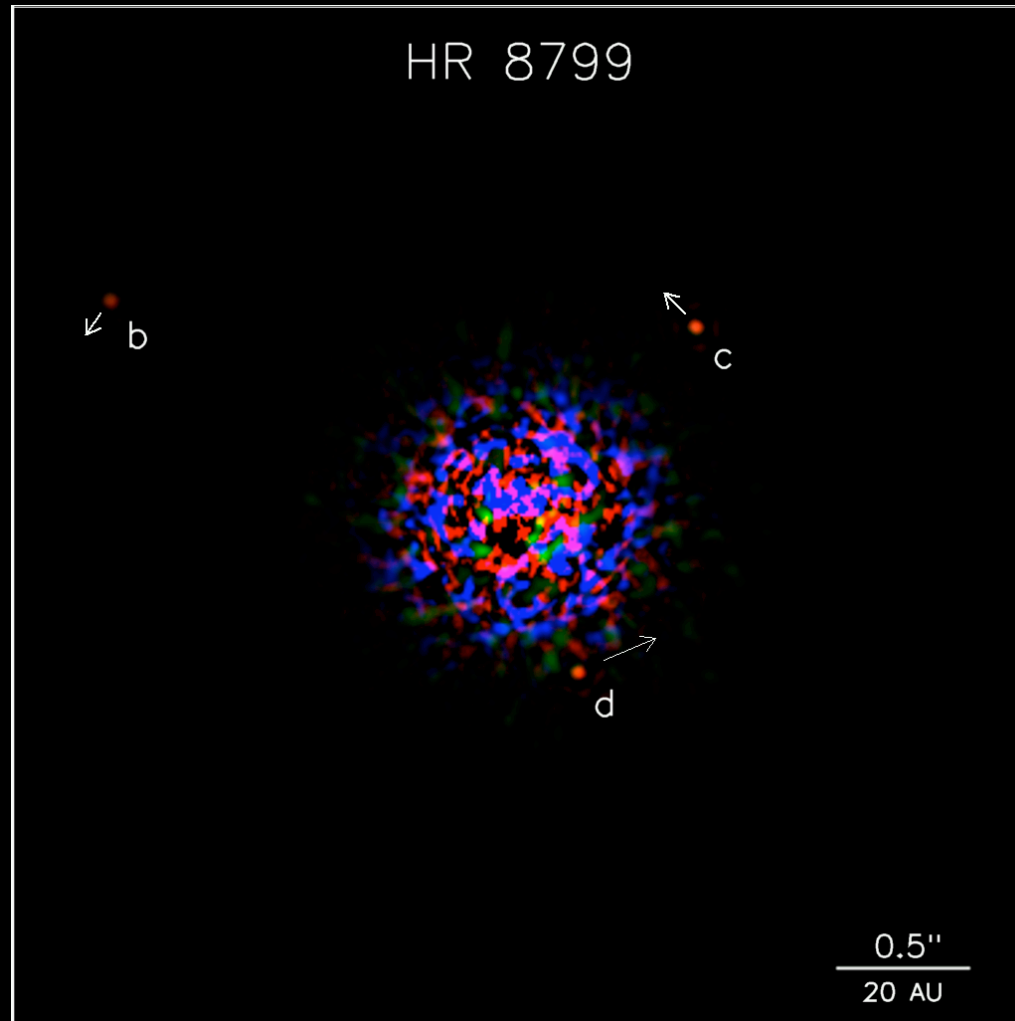
Atmospheres 101

Detection Highlights

Prospects



1) Direct Imaging



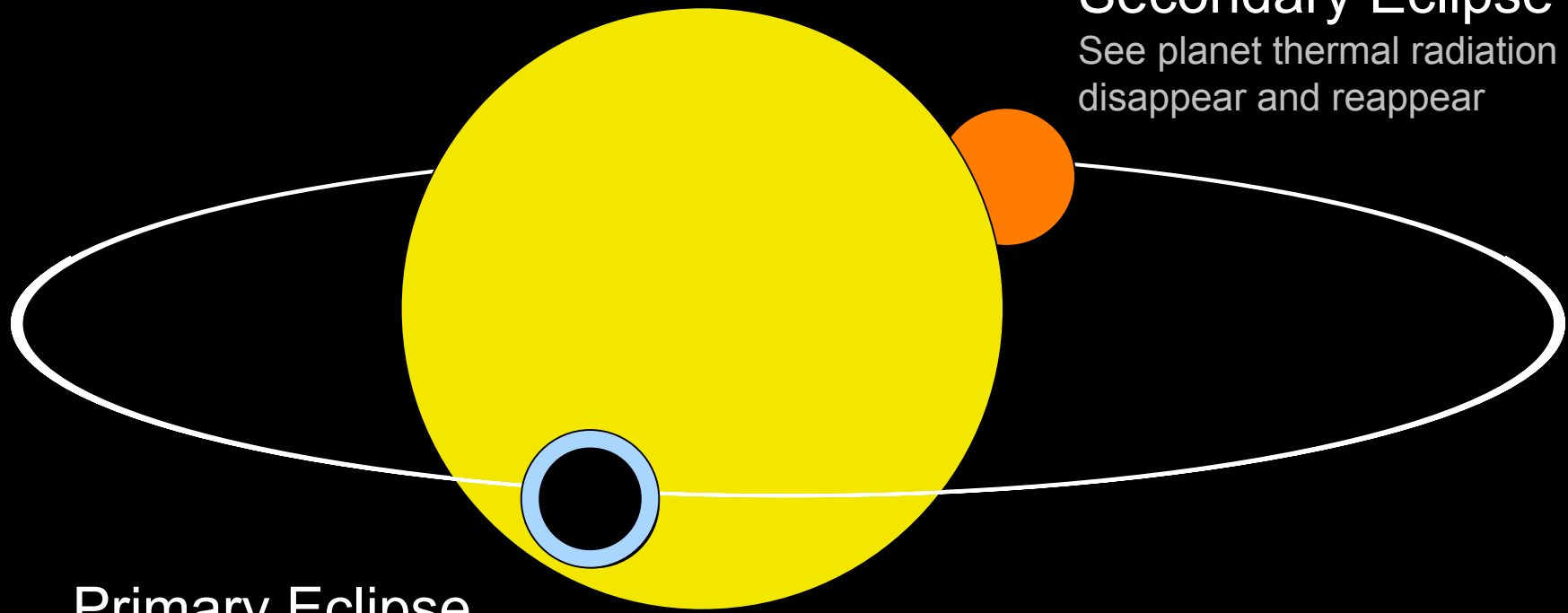


Searc

for other earths

© National Geographic
used with permission

2) Transiting Exoplanets



Secondary Eclipse


See planet thermal radiation disappear and reappear

Primary Eclipse

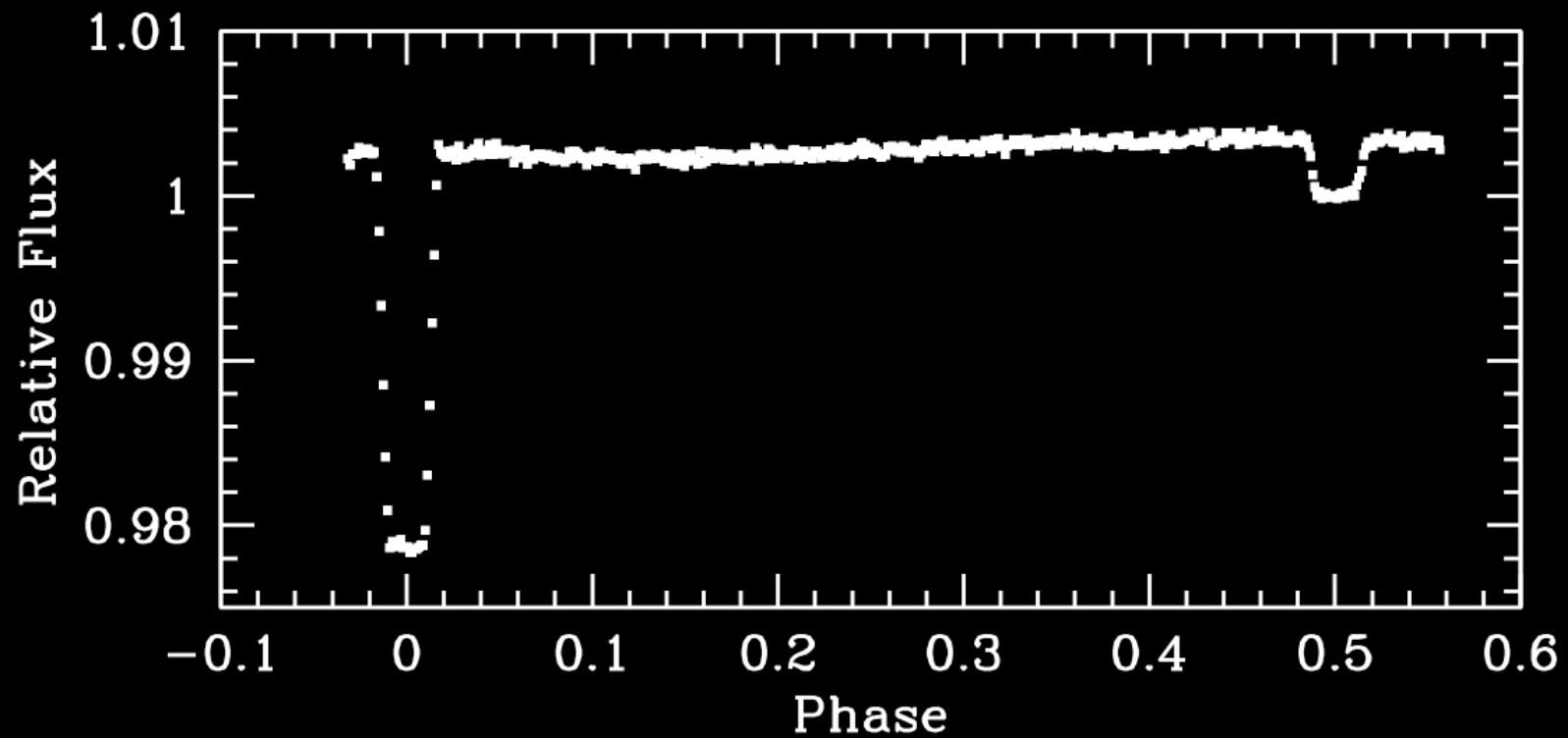
Measure size of planet
See star's radiation transmitted through the planet atmosphere

Learn about atmospheric circulation from thermal phase curves

Transiting Exoplanets

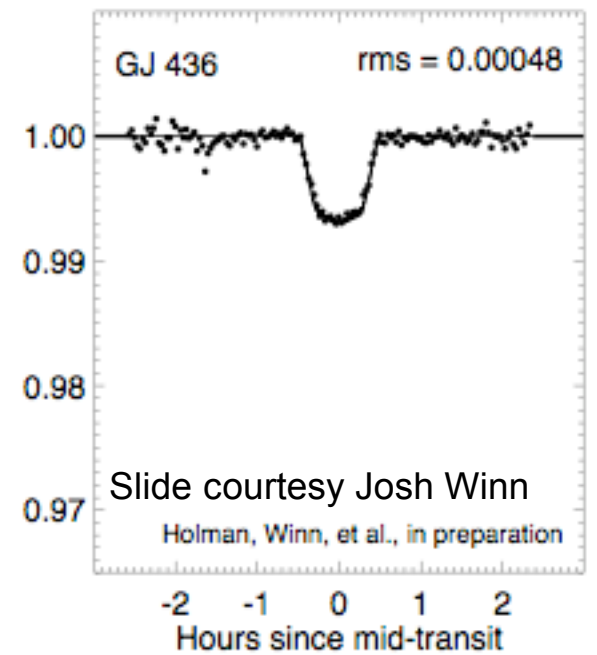
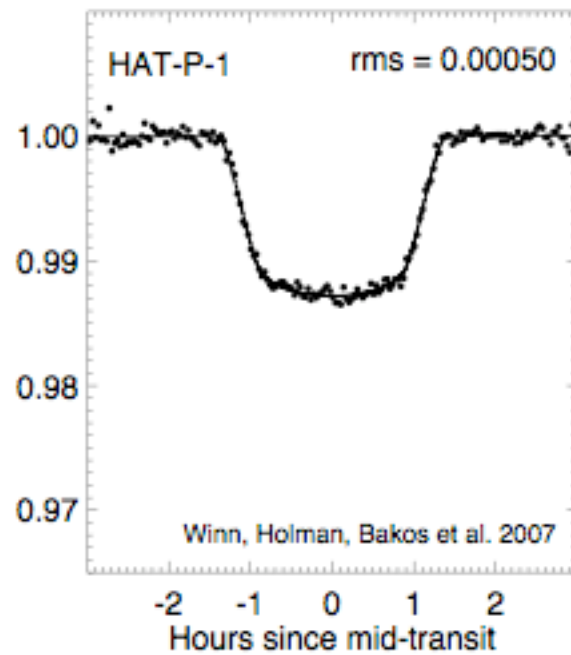
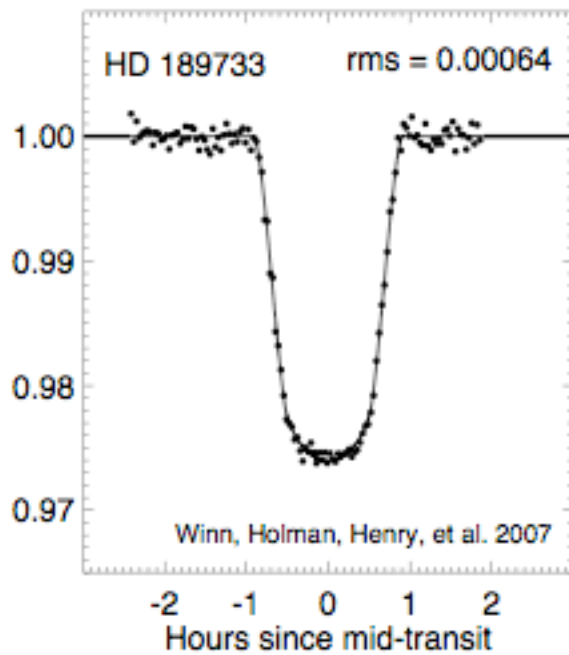
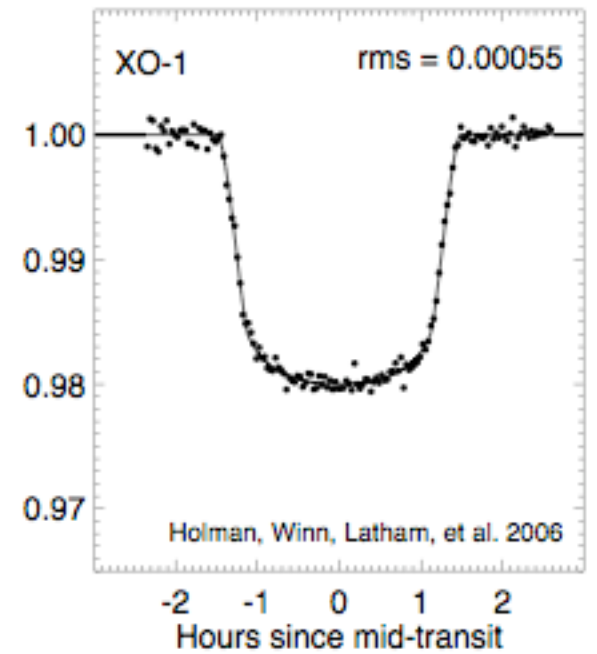
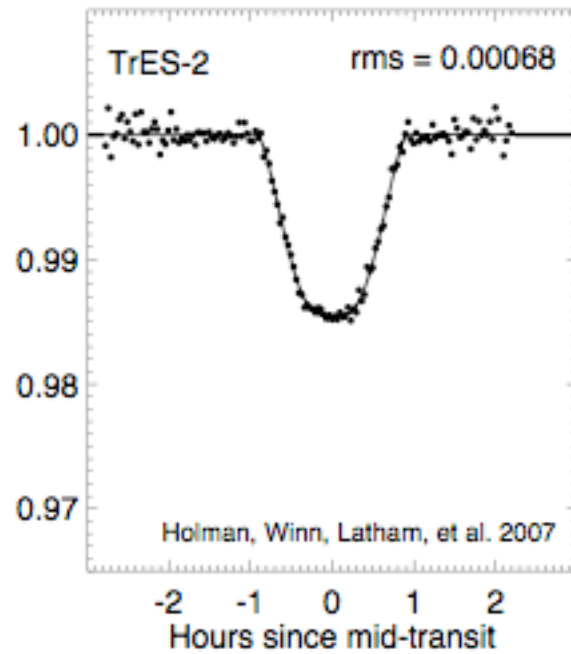
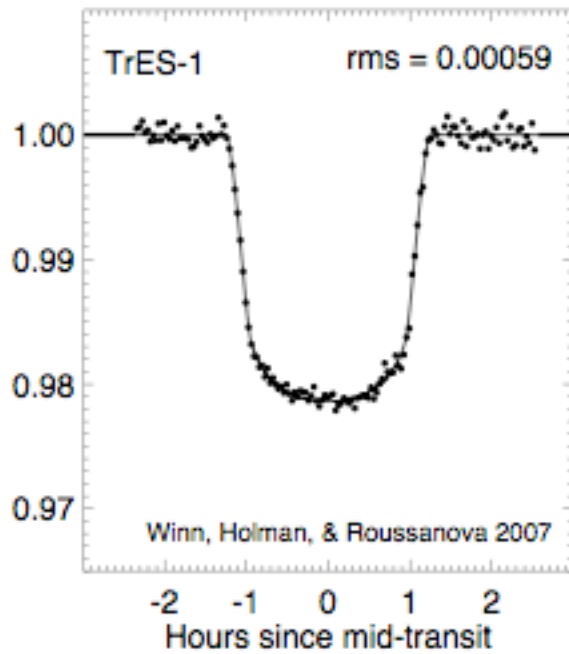


Lynnette Cook



Spitzer

Knutson et al. 2007



Exoplanet Atmospheres

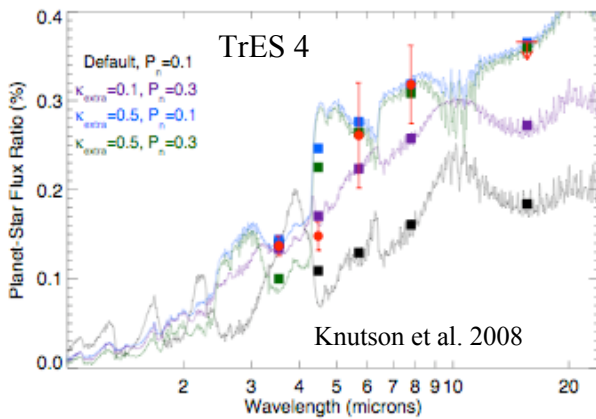
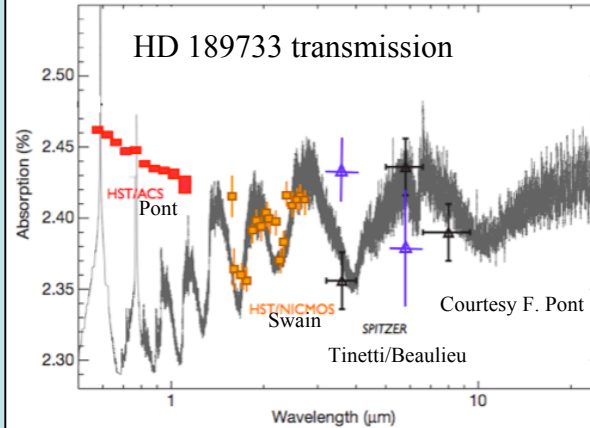

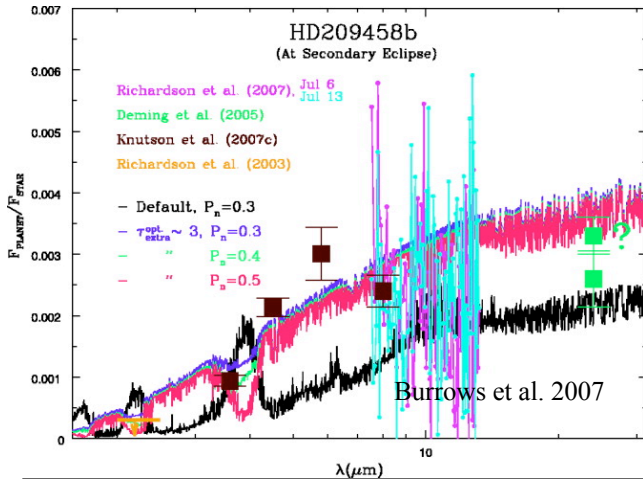


Table of Spitzer Data

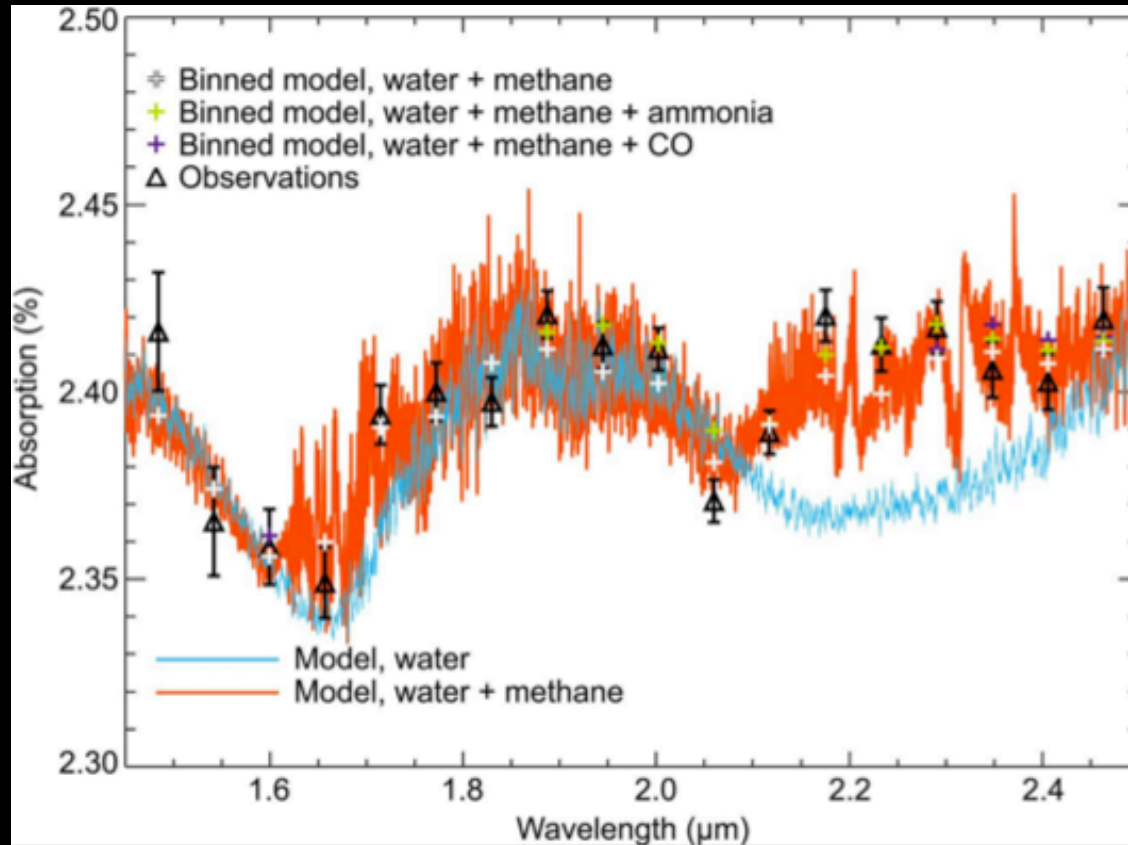
<i>Planet</i>	<i>3.6</i>	<i>4.5</i>	<i>5.8</i>	<i>8.0</i>
CoRoT-2	X	X	X	X
HD189733b	X	X	X	X
HD209458b	X	X	X	X
HD149026b	X	X	X	X
HD80606b				X
GJ436b	X	X	X	X
HAT-P-1	X	X	X	X
HAT-P-2			X	X
HAT-P-7	X	X	X	X
TrES-P-1	X	X	X	X
TrES-2	X	X	X	X
TrES-3	X	X	X	X
TrES-4	X	X	X	X
WASP-1b	X	X	X	X
WASP-2b	X	X	X	X
WASP-3b		X		X
WASP-8b		X		X
WASP-11b		X		X
WASP-12b	X	X	X	X
WASP-14b	X	X	X	X
WASP-17b		X		X
WASP-18b	X	X	X	X
WASP-19b	X	X	X	X
XO-1	X	X	X	X
XO-2	X	X	X	X
XO-3	X	X	X	X

Table of Spitzer Data

Planet Name	Spitzer Instrument and Wavelength (μm)	Type of Observation	Date Released to Archive (day/month/year)	Approx. duration of data set (h)	Spitzer Program ID
COROT-2b	IRAC 4.5, 8	Sec. eclipse	11-02-2009	5.2	486
GJ 436b	IRAC 8	Transit	13-07-2007	4.03	30129
GJ 436b	IRAC 3.6, 4.5, 5.8, 8	Sec. eclipse	13-07-2007	19.5	30129
GJ 436b	IRAC 3.6, 4.5, 5.8, 8	Sec. eclipse	19-02-2008	19.5	40685
GJ 436b	IRS PUI 16	Sec. eclipse	15-02-2008	6.8	40685
GJ 436b	MIPS 24	Sec. eclipse	15-01-2008	6	40685
HAT-P-1	IRAC 3.6, 4.5, 5.8, 8	Sec. eclipse	08-01-2009	13	30129
HAT-P-2	IRAC 5.8	Sec. eclipse	6-04-2009	8.7	40685
HAT-P-7	IRAC 3.6, 4.5, 5.8, 8	Sec. eclipse	13-11-2008	9.23	40685
HD 149026	IRS PUI 16	Sec. eclipse	11-24-2008	7	40135
HD 149026	IRAC 3.6, 5.8, 8	Sec. eclipse	18-04-2009	29	40135
HD 149026	IRAC 5.8, 8	Sec. eclipse	6-04-2009	29	50517
HD 189733	MIPS 24	Sec. eclipse	10-01-2006	5.1	261
HD 189733	IRAC	Sec. eclipse	10-01-2006	5	261
HD 189733	IRS PUI 16	Sec. eclipse	10-01-2006	6	260
HD 189733	IRAC 8	Sec. eclipse and phase	15-11-2007	33	30825
HD 189733	IRAC 3.6, 5.8	Transit	15-11-2007	4.5	30590
HD 189733	IRAC 8	Sec. eclipse	31-10-2008*	26.5	40238
HD 189733	IRAC 8	Transit	2-12-2008*	21	40238
HD 189733	IRAC 4.5, 8	Transit	2-12-2008	9	40732
HD 209458b	MIPS 24	Sec. eclipse	16-12-05	6	3405
HD 209458b	MIPS 24	Transit	22-07-06	6	3405
HD 209458b	MIPS 24	Transit	22-07-06	6	20605
HD 209458b	MIPS 24	Sec. eclipse	16-12-06	6	20605
HD 209458b	IRAC 3.6, 8	Phase curve	14-12-2006	5.23	20482
HD 209458b	IRS PUI 16	Transit	3-02-2007	6	20605
HD 209458b	IRS PUI 16	Sec. eclipse	3-02-2007	6	20605
HD 209458b	IRAC	Sec. eclipse	14-12-2006	8.23	20523
HD 209458b	IRAC 8	Phase curve	8-01-2009	23	40280
HD 209458b	IRAC 3.5, 4.6, 5.8, 8	Transit	8-04-08	20	461
HD 80606	IRAC 8	Sec. eclipse, partial phase curve	2-12-2008	23.5	40386
TrES-1	IRS-PUI 16	Transit	20-06-2007	5.8	20605
TrES-1	IRS-PUI 16	Sec. eclipse	20-06-2007	17.5	20605

TrES-1	IRAC 4.5, 8	Sec. eclipse		6	227
TrES-1	IRAC 3.6, 5.8	Sec. eclipse	6-10-2006	6	20523
TrES-2	IRAC 3.6, 4.5, 5.8, 8	Sec. eclipse	23-08-2007	9	30129
TrES-4	IRS PUI 16	Sec. eclipse	1-11-2007	8	463
TrES-4	IRAC 3.6, 4.5, 5.8, 8	Sec. eclipse	1-11-2007	16	463
WASP-1b	IRAC 3.6, 5.8	Sec. eclipse	26-09-2007	8.3	30129
WASP-1b	IRAC 4.5, 8	Sec. eclipse	12-01-2007	8	282
WASP-2b	IRAC 3.6, 5.8	Sec. eclipse	13-07-2007	3.9	30129
WASP-2b	IRAC 4.5, 8	Sec. eclipse	21-12-2006	5	282
WASP 8b	IRAC 3.6, 4.5, 5.8, 8	Sec. eclipse	13-01-2009	15	40685
WASP-11b	IRAC 4.5, 8	Sec. eclipse	6-04-2009	5.7	50517
WASP 12b	IRAC 3.6, 5.8	Sec. eclipse	13-11-2008	6.3	50517
WASP-14b	IRAC 4.5, 8	Sec. eclipse	6-04-2009	5.7	50517
WASP-18b	IRAC 3.6, 4.5, 5.8, 8	Sec. eclipse	13-01-2009	9	50517
XO-1	IRAC 3.6, 4.5, 5.8, 8	Sec. eclipse	22-08-2008	12	30879
XO-2	IRAC 3.6, 4.5, 5.8, 8	Sec. eclipse	2-12-2008	12	40780

Identification of Atoms and Molecules

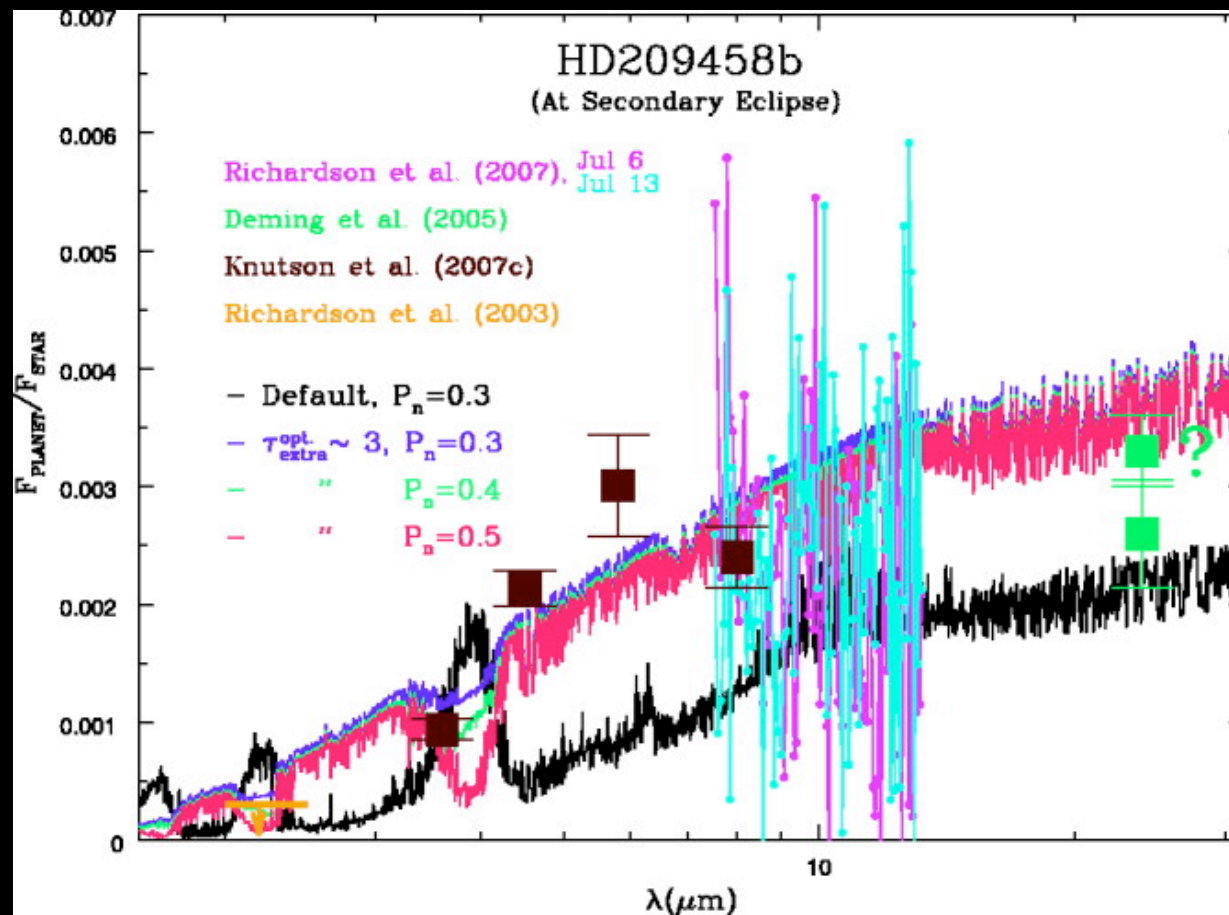


HD 189733b
Na, H₂O, CH₄,
CO₂, Hazes

HD 209458b
Na, H₂O
H Ly α

H₂O and CH₄ in transmission from HST
Swain et al. (2008)

Thermal Inversion



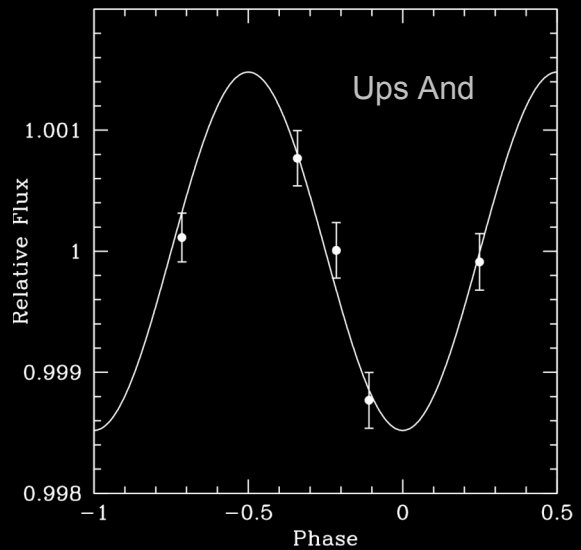
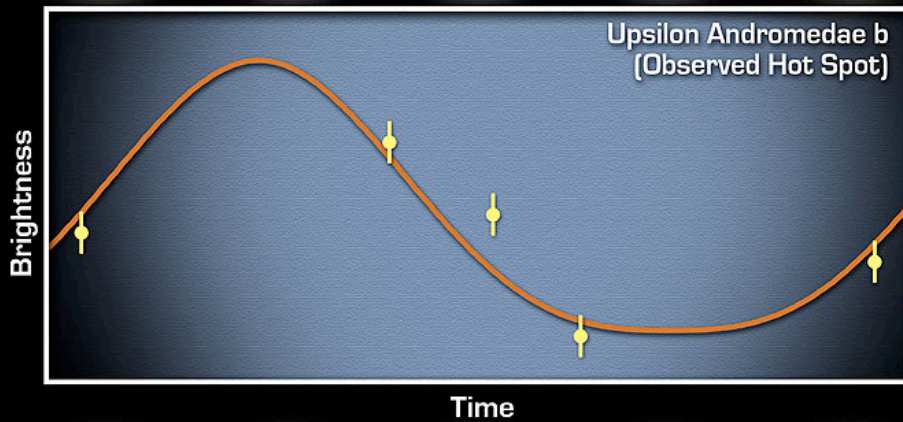

Data from Knutson et al. 2008
Burrows et al. 2007

Tidally-Locked Hot Jupiter

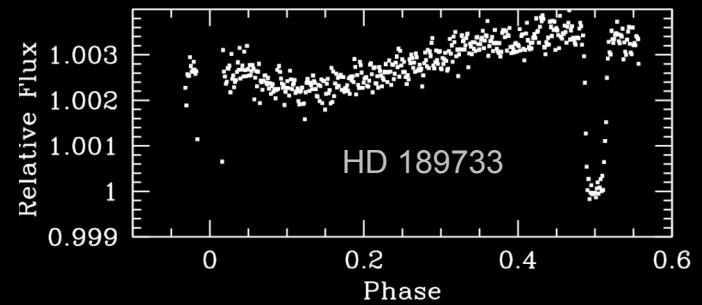




NASA/ESA/G. Bacon
Spitzer Space Telescope

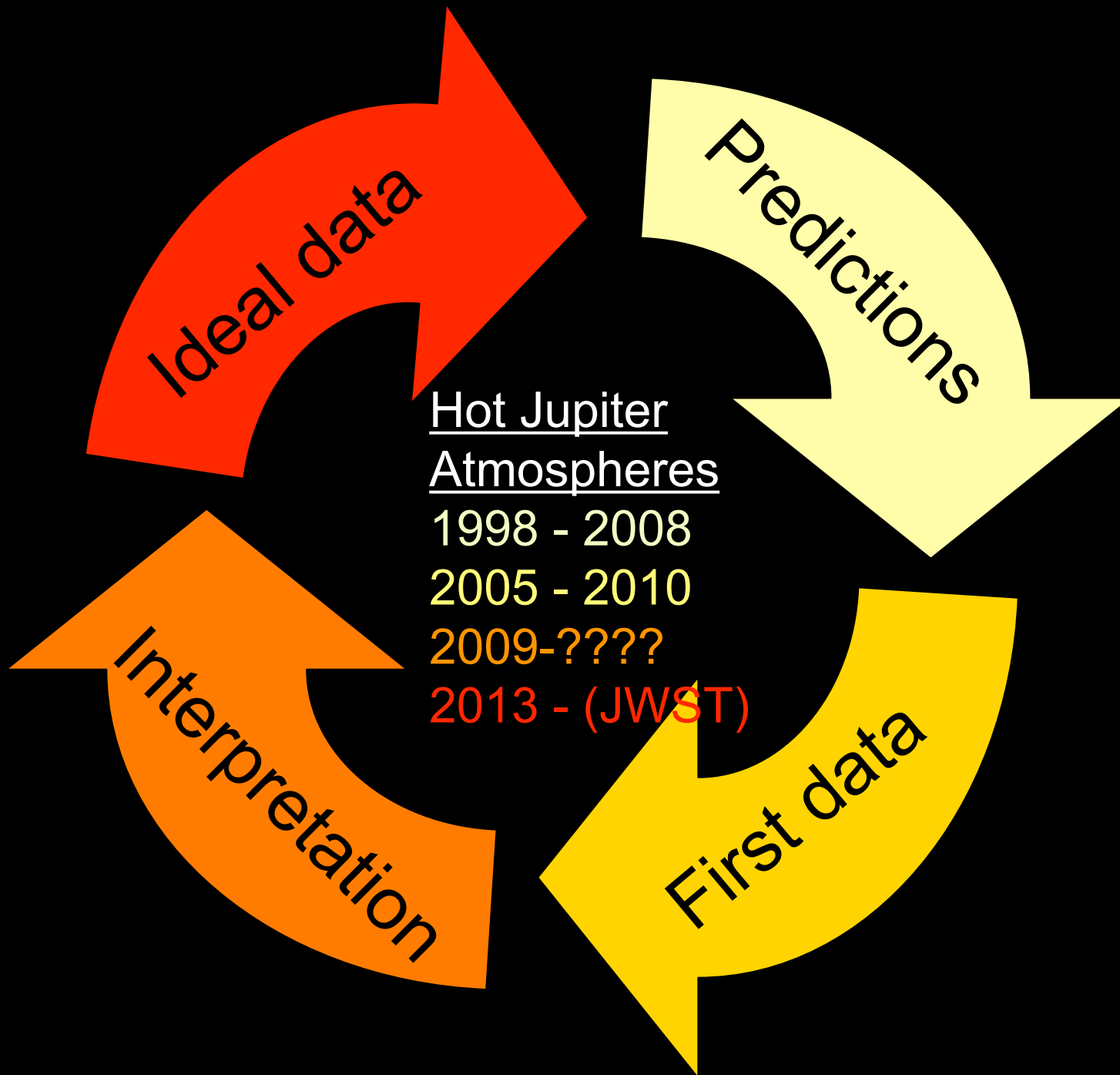
Hot Jupiter Thermal Phase Curves



Harrington et al. 2006



Knutson et al. 2007



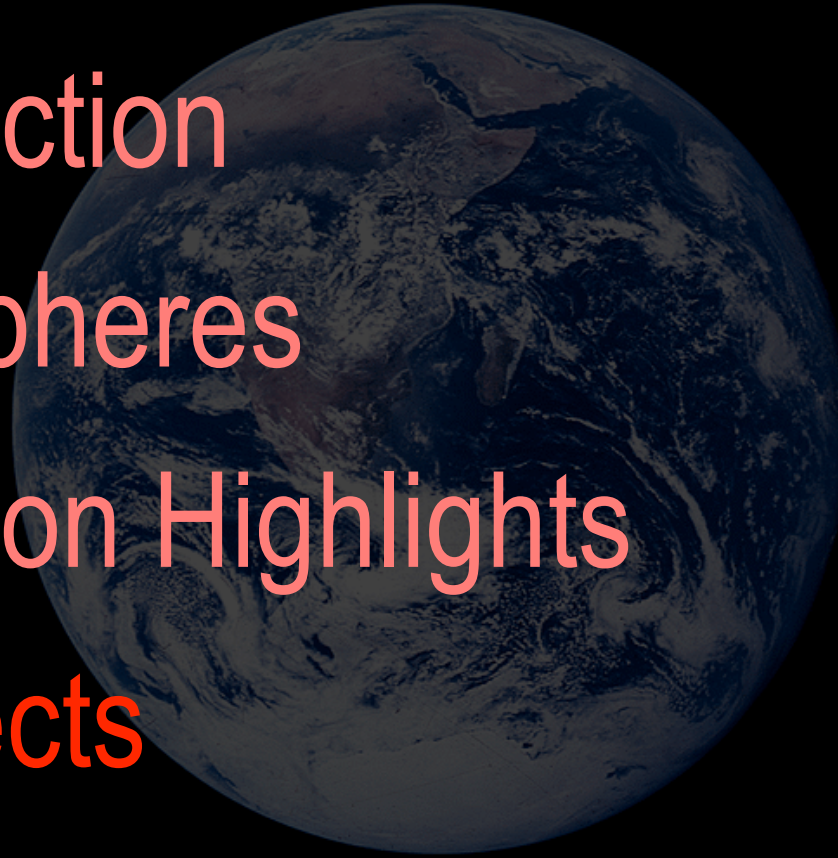
Overview

Introduction

Atmospheres

Detection Highlights

Prospects



The M Star Opportunity

Sun



Probability = 1/200
P = 365 days
Transit depth = 10^{-4}

K2



Probability = 1/140
P = 177 days
Transit depth = 1.25×10^{-4}

M6



Probability = 1/50
P = 13 days
Transit depth = 0.001
Tidally-locked

1

AU



JEK 07

John E. Kauffman used with permission

<http://jek2004.com/>


JWST: 2013 Transit Planet Follow-up

26 m² collecting area

0.7 - 25 microns

Secondary eclipse spectra

Transit transmission spectra

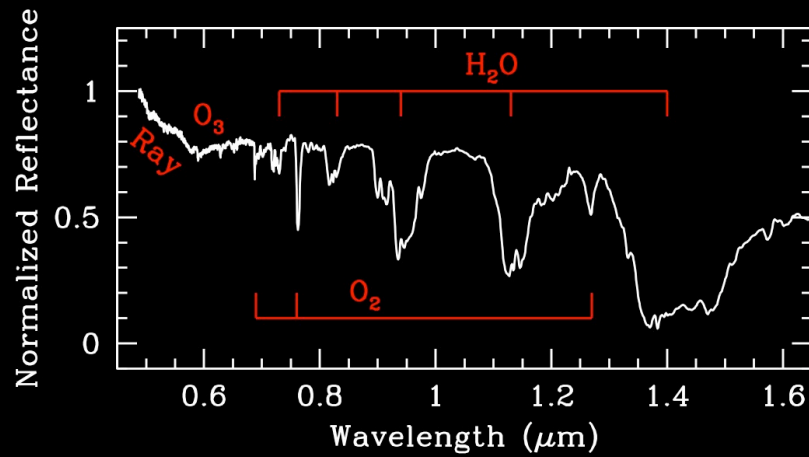


© Sara Seager

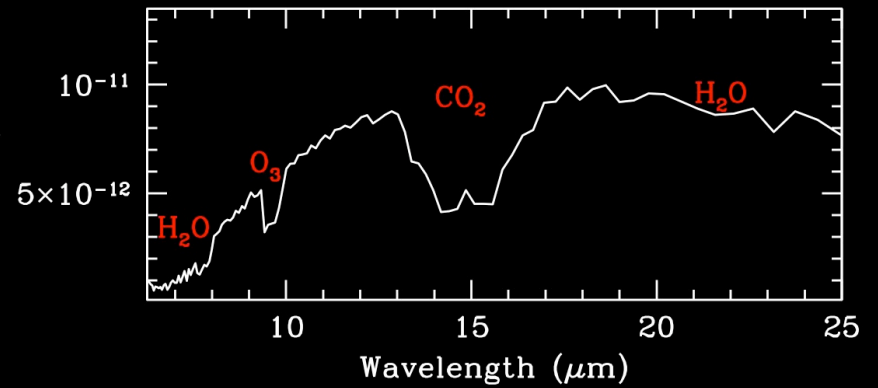
A Pale Blue Dot



Earth's Spectrum



Surface Flux ($\text{W m}^{-2} \text{Hz}^{-1}$)



Turnbull et al. 2007

Pearl and Christensen 1997

Hot Super Earths

Hot Neptunes

Hot Jupiters

Ocean Worlds

Ideal data

Predictions

Hot Young Jupiters

Where does your work fit in?

Carbon Planets

Interpretation

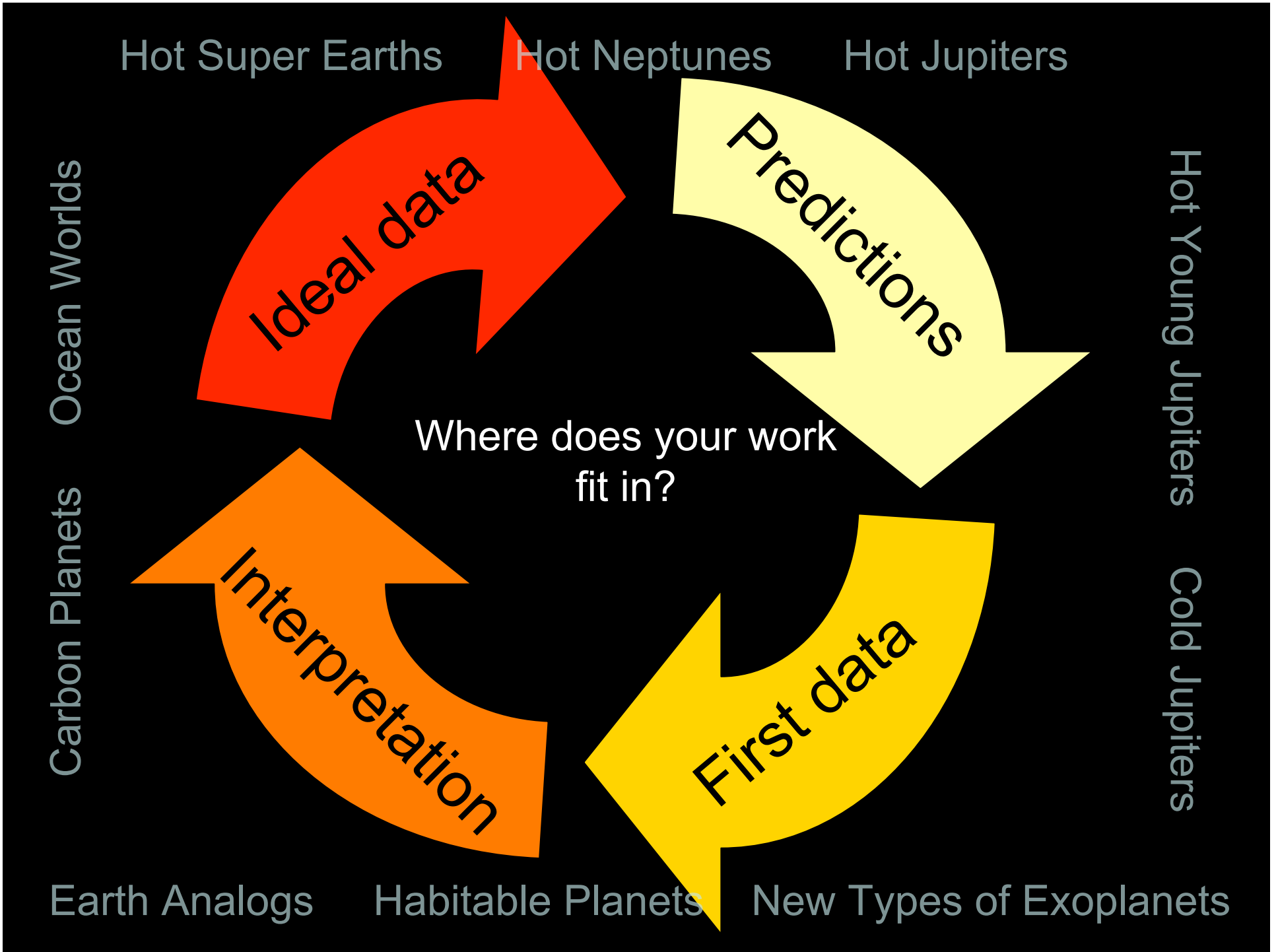
First data

Cold Jupiters


Earth Analogs

Habitable Planets

New Types of Exoplanets



Summary



- **Introduction**
 - This is prime time for hot Jupiter atmosphere detections
- **Atmospheres 101**
 - Mass and composition of super Earth atmospheres are not known in advance
 - Planet star flux ratios
- **Detection Highlights**
 - Identification of atoms and molecules
 - Thermal inversions
 - Day/night thermal gradients

